

The Medical Revolution

Rob Waring



Summary

This book is about the advances in medicine people have made over many years.

Contents

Before Reading	Think Ahead	2
	Vocabulary	3
During Reading	Comprehension	5
After Reading	Think About It	8

Before Reading

Think Ahead

Look at the pictures and answer the questions.




1. What is another word for “doctor”?
2. What is the doctor doing to the man’s arm?
3. What is in the small dish in the second picture?
4. What the machine that can see very small things in the second picture?

Vocabulary

A Read and match.

1.



•

• a. miner


2.



•

• b. potion

3.



•

• c. gypsy

4.



•

• d. rival

5.



•

• e. unite

6.



•

• f. scholar


7.



•

• g. admire

8.



•

• h. chemistry

B Write the word for each definition.

anatomy

theory

scar

afterlife

myth

1. _____ a life that some people believe exists after death
2. _____ to cause a mark on the body that never goes away
3. _____ an idea that explains something
4. _____ an idea that is not true but is believed by many people
5. _____ the science of studying the structure of human or animal bodies

C Choose the word that means about the same as the underlined words.

1. Many people respect and appreciate people with difficult jobs like doctors.
 a. admire b. get rid of c. unite d. enjoy
2. Small living things that we cannot see exist all around us!
 a. Goiters b. Microscopes c. Microorganisms d. Anatomy
3. Friendly picnics are good for helping neighbors be brought together.
 a. disinfect b. scar c. capture d. unite
4. Many scientists have a(n) idea that describes how the universe began.
 a. myth about b. theory about c. afterlife on d. anatomy of

Comprehension

A Match the pictures with the correct sentences.


- a. A replica of the microscope by Antonie van Leeuwenhoek that allowed him to develop the field of microbiology.
- b. Hippocrates was a famous Greek doctor respected by people in his time.
- c. Many new doctors take a special 'oath' to never harm their patients.



1. _____



2. _____



3. _____

B Choose the best answer.

1. Who drew the first illustrated textbook of the human body?
 - a. Galen
 - b. Paracelsus
 - c. Andreas Vesalius
 - d. Hippocrates
2. What is true about Zacharias Jansen?
 - a. He invented the microscope.
 - b. He was first to make treatments using compounds.
 - c. He is the father of modern medicine.
 - d. He was first to create a vaccine.
3. Who told doctors to clean their hands before and after surgery and also to wear gloves?
 - a. Agostino Bassi
 - b. Joseph Lister
 - c. Ignaz Semmelweis
 - d. Edward Jenner

C Choose the correct phrase for each picture. One (1) choice will not be used.

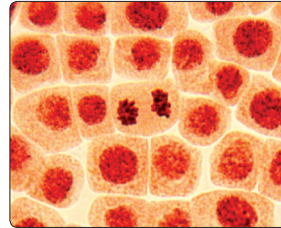
- a. Tiny parts of the human body
- b. A doctor who saw a link between cowpox and smallpox
- c. A meeting place for an early medical society
- d. Cleaning a wound to stop infection
- e. The man who discovered how to prevent microorganisms from growing




1. _____



2. _____



3. _____



4. _____

D Read each sentence. Write “T” if it is true or “F” if it is false.

1. _____ Koch was the first person to show people what germs look like.
2. _____ People were given smallpox to protect them from cowpox.
3. _____ In the 17th century, the Royal Society had a panel of experts that gave medical advice.
4. _____ Galen was the first to suggest religion did not influence healing.
5. _____ Hippocrates may not have written some of the texts that are associated with his name.

E Complete the sentences with the correct words.

1. The Romans built _____ to bring clean water to their cities.
anatomies aqueducts
2. The idea of the _____ was very important to people in Egypt.
goiter afterlife
3. The Romans discovered that if things were _____, people could get sick.
unclean disinfected
4. In the past, many people believed special _____ would get rid of diseases or bad spirits.
potions bacteria
5. Vesalius created a book with images of _____ of the human body.
microscopes organs

F Number the events in order from 1=first to 5=last.

- a. _____ The microscope was invented, and this allowed people to see smaller parts of the body.
- b. _____ Ignaz Semmelweis discovered that doctors who disinfected their hands reduced disease in their patients.
- c. _____ The smallpox vaccine was made a requirement for everyone in England and Wales.
- d. _____ Members of the Royal Society exchanged information to learn more about medicine and diseases.
- e. _____ Paracelsus spoke to many people to identify where diseases came from.

Think About It

A Look in the reader to write the answers to the following 5-W questions.

Who?	What?	When?	Where?	Why?
<p>_____</p> <p>_____</p> <p>found that there were bacteria that were helpful and bacteria that were bad for the body.</p>	<p>Cowpox was used as a _____</p> <p>to stop people from getting smallpox.</p>	<p>The first microscope was created around _____</p> <p>and allowed people to see small parts of the body.</p>	<p>In _____,</p> <p>the people believed diseases were caused by spirits.</p>	<p>Once people understood how diseases were passed from one person to the next, _____</p> <p>in hospitals were separated into wards to prevent the spread of disease.</p>

B Complete the sentences below with your own ideas.

From this book, I learned _____

_____.

Before I read this book, I knew _____

_____.

Now I also know _____

_____.